





# AMPCO DOORS



# SOUND RATED DOORS

## STC 41/42 DOOR

### Door Features:

- Sound Rated STC 41/42
- Acoustical proprietary core.
- Available in High Pressure Laminate and unfinished wood veneer
- Pairs and sets: Not Available (single flush only)
- Standard Bevel: 1/8" in 2"
- 20 minute fire rating

**Quality Standards:** ANSI/WDMA I.S 1-A and AWI Section 1300 Quality Standards. Sound ratings were achieved through testing in accordance with ASTM E-90-90.

**Maximum Size:** 4/0 x 8/0 single doors only

**Thickness:** 1-3/4" ( $\pm$  1/16")

#### Frame Components:

*Stile:* 1- 1/4" SCL

*Top Rail:* 1-1/4" SCL

*Bottom Rail:* 5"

**Interior Blocking:** As required. 5" bottom rail is standard

**Vision Panels:** Not available. Flush doors only

**Core:** Proprietary core (SCL outer ply)

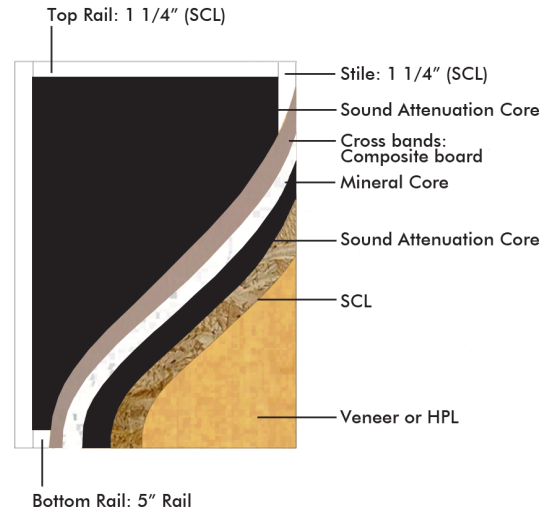
**Adhesive:** Type I or Type II bond, by specification, between faces and core/frame components. Formulated using no urea formaldehyde.

**Assembly:** Bonded core and frame assembly is uniformly sanded to a thickness of 1-1/2"

**Clearances:** 1/8" top, 1/8" lock and hinge stiles. See NFPA-80 6.3.1.7, 2007 edition, for bottom clearances.

**Hardware preparation:** All cutouts for mortise hardware shall be made at the factory from hardware manufacturer's templates and approved shop drawing.

**Warranty:** One year from date of manufacture.  
For original installation only.



## STC 45/46 DOOR

### Door Features:

- Sound Rated STC 45/46
- Acoustical proprietary core.
- Available in High Pressure Laminate and unfinished wood veneer
- Pairs and sets: Not Available (single flush only)
- Standard Bevel: 1/8" in 2"
- 20 minute fire rating

**Quality Standards:** ANSI/WDMA I.S 1-A and AWI Section 1300 Quality Standards. Sound ratings were achieved through testing in accordance with ASTM E-90-90.

**Maximum Size:** 4/0 x 8/0 single doors only

**Thickness:** 1-3/4" ( $\pm$  1/16")

#### Frame Components:

*Stile:* 1- 1/4" SCL

*Top Rail:* 1-1/4" SCL

*Bottom Rail:* 5"

**Interior Blocking:** As required. 5" bottom rail is standard

**Vision Panels:** Not available. Flush doors only

**Core:** Proprietary core (HDF outer ply)

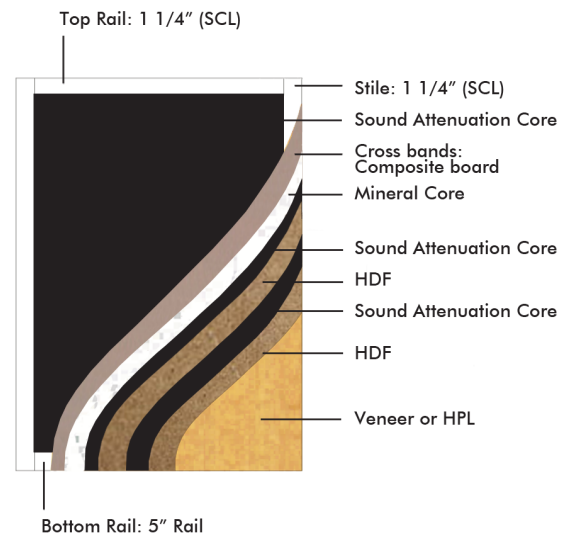
**Adhesive:** Type I or Type II bond, by specification, between faces and core/frame components. Formulated using no urea formaldehyde.

**Assembly:** Bonded core and frame assembly is uniformly sanded to a thickness of 1-1/2"

**Clearances:** 1/8" top, 1/8" lock and hinge stiles. See NFPA-80 6.3.1.7, 2007 edition, for bottom clearances.

**Hardware preparation:** All cutouts for mortise hardware shall be made at the factory from hardware manufacturer's templates and approved shop drawing.

**Warranty:** One year from date of manufacture.  
For original installation only.



\*Doors will be shipped complete with Ampco's gasket and drop seal system.

## STC FIRE RATED DOOR

### Door Features:

- Sound Rated STC 37/38/39/40
- Positive Pressure/ Neutral Pressure Rating of up to 45 minutes
- 5-ply acoustical mineral core with fire defender plus edge banding components.
- Available in High Pressure Laminate and unfinished wood veneer

**Quality Standards:** Conforms to WDMA Industry Standard I.S.-1A, and Architectural Woodwork Institute section 1300-G-4 for type FD 3/4, and ASTM E -152, UL10C Fire Test of Door Assemblies as performed by Warnock Hersey International. Tested in accordance with ASTM E-90, ASTM E 413-04, ASTM E 1332-90, and ASTM E 2235-05

**Maximum Size:** 3/0 x 7/0 single doors only

**Thickness:** 1-3/4" (± 1/16")

### Frame Components:

*Stile:* 1" FSII

*Top Rail:* 1-1/2" FSII

*Bottom Rail:* 5" FSI

**Interior Blocking:** As required. 5" FSI bottom rail is standard  
**Vision Panels:** 100 sq. inches maximum visible area. Anemostat LoPro IS Vision Kit with 19mm (3/4") Pyrostop Glazing

**Core:** Proprietary core (HDF outer ply)

**Adhesive:** Type I or Type II bond, by specification, between faces and core/frame components. Formulated using no urea formaldehyde.

**Assembly:** Bonded core and frame assembly is uniformly sanded to a thickness of 1-1/2"

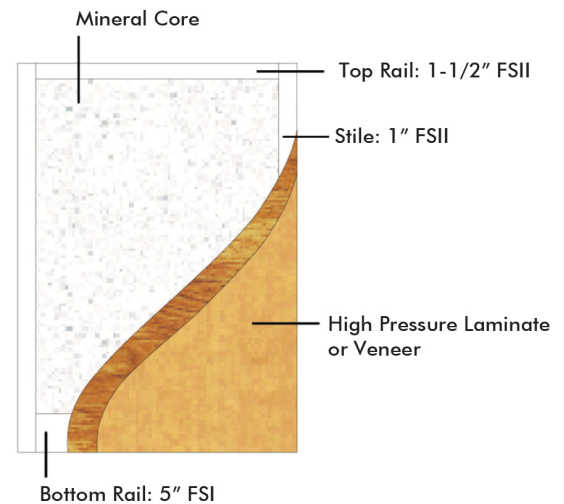
**Clearances:** 1/8" top, 1/8" lock and hinge stiles. See NFPA-80 6.3.1.7, 2007 edition, for bottom clearances.

**Hardware preparation:** All cutouts for mortise hardware shall be made at the factory from hardware manufacturer's templates and approved shop drawing.

**Warranty:** One year from date of manufacture. For original installation only.

### Parameters:

Maximum Door Sizes	3/0/7/0 single swing
Maximum Fire Rating	45-minute positive pressure
Temperature Rises	250° F at 30 minutes
Minimum Core Thickness	1-1/2"
Latchsets	Cylindrical with maximum 5" backset
Bolts	Surface Mounted
Fire Exit Devices	Surface Mounted vertical rods and rim type fire exit devices
Door Closers	Surface Mounted
Door Bottoms	Fully mortised
Vision Panels	Maximum 100 sq. in.



## SEAL SYSTEMS

Seal System	Perimeter Seal	Stop	Bottom Rail	Door Bottom	Threshold
-------------	----------------	------	-------------	-------------	-----------

### STANDARD RATED DOORS

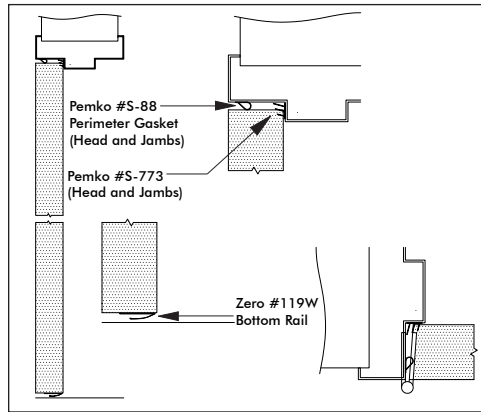
<b>STC 41</b>	PEMKO S-88 Gasket (black) and #S-773	N/A	Zero 119W Spring Weatherstrip (bronze)	N/A	N/A
<b>STC 42</b>	2 rows of PEMKO S-88 Gasket (black)	N/A	Zero 119W Spring Weatherstrip (bronze)	N/A	Zero 564A (Mill Aluminum)
<b>STC 45</b>	Zero 119W Spring Weatherstrip (bronze)	PEMKO S-88 Gasket (black)	N/A	Zero 369A (Anod. Aluminum)	N/A
<b>STC 46</b>	Zero 119W Spring Weatherstrip (bronze) & Zero 475 Gasket (Anod. Aluminum)	N/A	N/A	Zero 369A (Anod. Aluminum)	N/A

### STC 45 MINUTE FIRE RATED DOORS

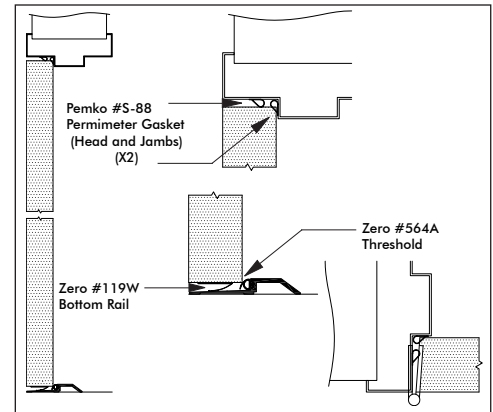
<b>STC37 MC 45</b>	Zero 475	N/A	N/A	Zero 369A	N/A
<b>STC38 MC 45</b>	2 rows of NGP 5050 and NGP #107SA	N/A	N/A	NGP #423	NGP #950S
<b>STC39 MC 45</b>	Zero 475 and 119W	N/A	N/A	Zero 369A	N/A
<b>STC40 MC 45</b>	Zero 475 and 119W	N/A	N/A	Zero 369A	N/A

# SEAL SYSTEMS DRAWINGS

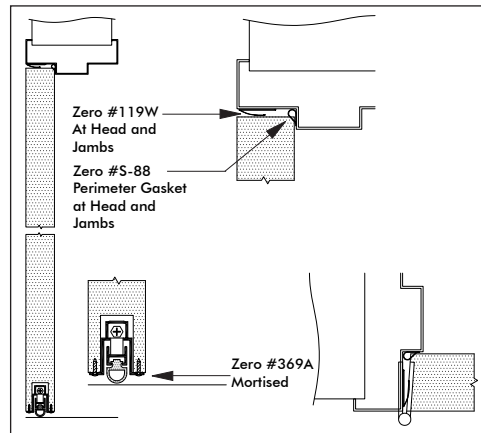
## STC DOORS



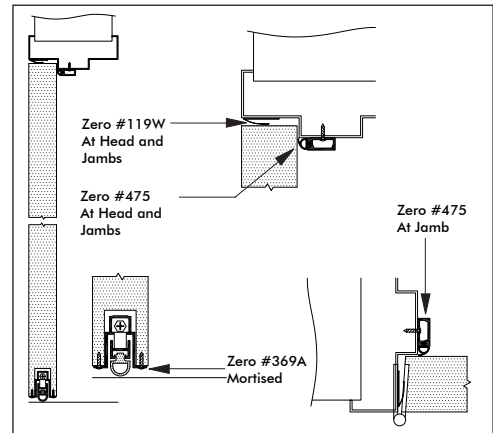
STC 41



STC 42

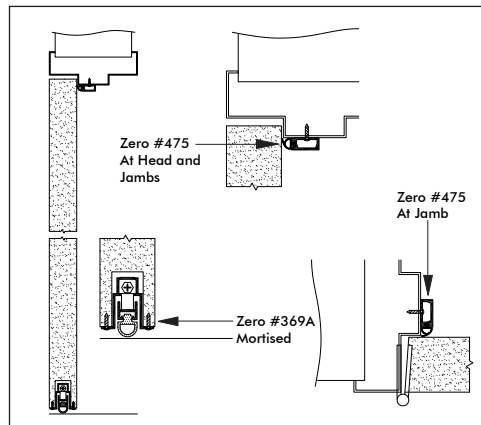


STC 45

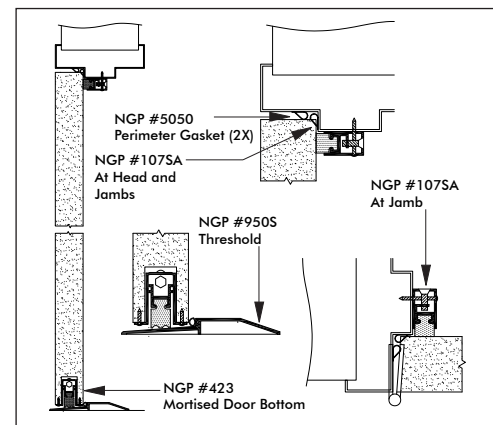


STC 46

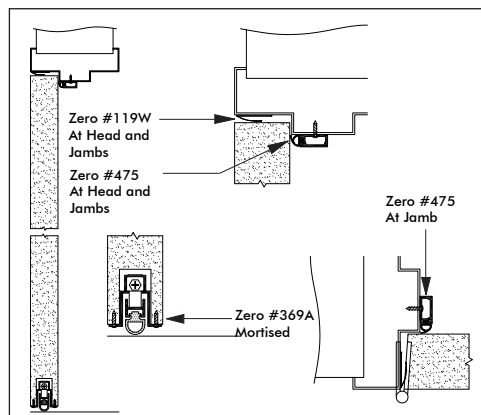
## FIRE RATED STC DOORS



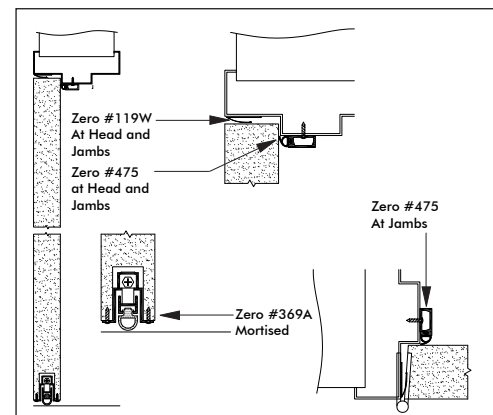
STC 37 MC 45



STC 38 MC45



STC 39 MC 45



STC 40 MC45



**AMPCO DOORS**  
11400 NW 36th Avenue  
Miami, FL 33167  
Tel: (305) 821-5700  
Fax: (305) 455-4681  
doors@ampco.com  
www.ampco.com