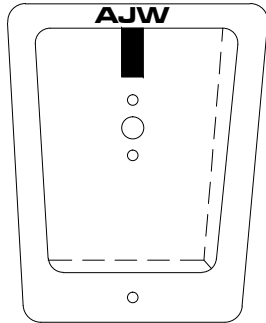
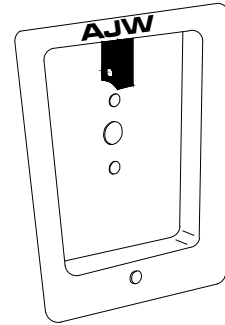


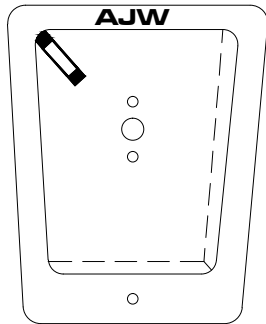
Trigger Lift



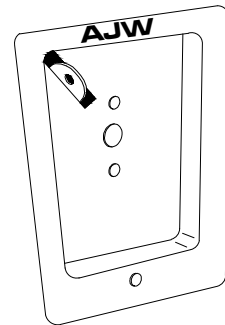
20 ga. deep drawn stainless steel cup, able to accommodate locks. 14 ga. stainless steel lifting trigger. Padlock eye to accommodate 5/16" diameter padlock shackle. Three point latch mechanism, engaging the frame at (3) points on doors greater than 42" in height; (2) engaging points on all other doors.



Single Point



20 ga. deep drawn stainless steel cup, able to accommodate locks. 11 ga. steel hook with padlock hasp welded to door frame. Padlock hasp protrudes through stainless steel cup.



Security



3-point turn-handle latching
 Engages at frame top, bottom and center side of door, with 3/8" diameter lock rods. 3/16" turn-handle welded to 11 ga. lock plate keeper; welded to center side of frame.

